
HERSHEY[®] MEETINGS

HERSHEY LODGE
MEETING SPEC SHEET



Main Level

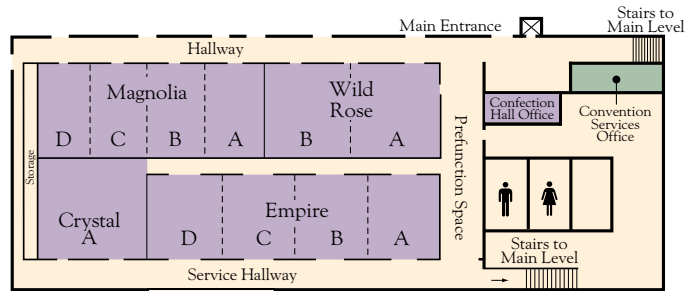
Key


- Great American Hall
- Cocoa Suites
- Chocolate Ballroom
- Confection Hall
- Tower Suites

- Offices
- Restaurants
- Prefunction Areas
- Guest Registration and Lobby
- Wall Dividers



Confection Hall





GREAT AMERICAN HALL

HERSHEY LODGE - MAIN LEVEL



Area	Size	Sq. Ft.	Theatre	Banquet	Classroom	Reception	Hollow Square	U-Shape	Exhibit (8 x 10)	Exhibit (10 x 10)
Great American Hall	252' x 127' x 22'	32,004	3,500	2,400	2,000	4,000	X	X	210	160
Red Room	74' x 127' x 22'	9,398	1,000	700	550	1,100	X	X	49	40
White Room	89' x 127' x 22'	11,303	1,200	850	700	1,400	X	X	68	50
Blue Room	89' x 127' x 22'	11,303	1,200	850	700	1,400	X	X	66	50
Great Lobby	36' x 197' x 12'	7,092	For registration/reception			700	X	X	15	X



CHOCOLATE BALLROOM

HERSHEY LODGE - MAIN LEVEL



Area	Size	Sq. Ft.	Theatre	Banquet	Classroom	Reception	Hollow Square	U-Shape	Conf.	Exhibit (8 x 10)
Chocolate Ballroom	176' x 86' x 18'	15,136	1,700	1,180	960	1,500	X	X	X	100
Aztec Room	53' x 86' x 18'	4,558	500	350	280	500	60	55	X	29
Trinidad Room	53' x 86' x 18'	4,558	500	350	280	500	60	55	X	30
Nigerian Room	69' x 86' x 18'	5,934	700	480	340	700	60	55	X	34
Chocolate Lobby	120' x 38' x 10'	4,560	For registration/reception			500	X	X	X	10



COCOA SUITES & COCOA BOARDROOM

HERSHEY LODGE - MAIN LEVEL




Area	Size	Sq. Ft.	Theatre	Banquet	Classroom	Reception	Hollow Square	U-Shape	Conference
Cocoa Ballroom	80' x 40' x 12'	3,200	380	240	200	300	80	60	X
Cocoa I	29' x 44' x 12'	1,239	120	80	60	100	40	32	30
Cocoa Terrace	30' x 44' x 12'	1,284	120	80	60	100	40	32	30
Cocoa I & Terrace	59' x 44' x 12'	2,523	250	160	120	200	60	44	X
Cocoa 2-5	20' x 40' x 12'	800	80	50	40	75	30	25	30
Cocoa 6	20' x 40' x 12'	800	80	50	40	75	30	25	30
Cocoa Boardroom	40' x 26'	1,040	X	X	X	X	X	X	22

1-866-726-3387

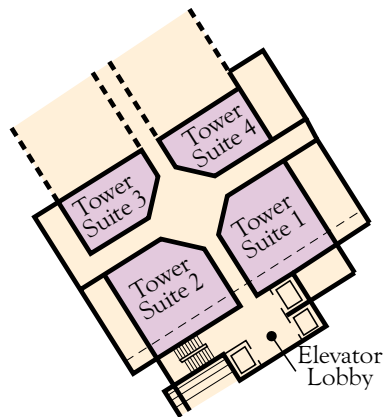
HersheyMeetings.com

Meetings@HersheyPA.com



TOWER SUITES

HERSHEY LODGE - TOWER LEVEL

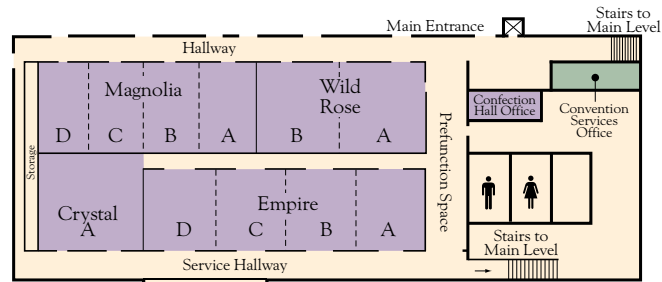


Area	Size	Sq. Ft.	Theatre	Banquet	Classroom	Reception	Hollow Square	U-Shape	Conference
Tower 1	25.5' x 29' x 12'	740	50	40	28	40	20	16	20
Tower 2	25.5' x 29' x 12'	740	50	40	28	40	20	16	20
Tower 3	23.5' x 29' x 12'	680	25	20	16	25	25	12	16
Tower 4	23.5' x 29' x 12'	680	X	X	X	X	X	X	10



CONFECTION HALL

HERSHEY LODGE - CONFECTION HALL LEVEL



Area	Size	Sq. Ft.	Theatre	Banquet	Classroom	Reception	Hollow Square	U-Shape	Conference
Crystal A	47' x 49' x 9'	2,303	250	160	128	250	72	56	30
Wild Rose (A, B)	52.5' x 36' x 11'	1,890	180	120	96	200	64	52	30
Wild Rose A	27.5' x 36' x 11'	990	90	60	48	100	40	32	30
Wild Rose B	25' x 36' x 11'	900	90	60	48	100	40	32	30
Empire (A, B, C, D)	102' x 36.5' x 11'	3,723	360	240	192	400	80	60	X
Empire A	27.5' x 36.5' x 11'	1,004	90	60	48	100	40	32	30
Empire B - D	25' x 36.5' x 11'	913	90	60	48	100	40	32	30
Magnolia (A, B, C, D)	97' x 36' x 11'	3,492	360	240	192	400	80	60	X
Magnolia A - C	25' x 36' x 11'	900	90	60	48	100	40	32	30
Magnolia D	22' x 36' x 11'	792	90	60	48	100	40	32	30